

ORDINANCE NO. 4886

AN ORDINANCE AMENDING THE 2021-2022 BIENNIAL BUDGET OF THE CITY OF ELLENSBURG AS SET FORTH IN ORDINANCE NO. 4864 AND PREVIOUSLY AMENDED AS SET FORTH IN ORDINANCE NO. 4875 AND ORDINANCE NO. 4881 TO ADJUST APPROPRIATIONS IN THE CITY'S FUNDS.

WHEREAS, the City Council approved Ordinance No. 4864, which adopted a biennial budget for fiscal years 2021-2022; and

WHEREAS, the City Council approved Ordinance No. 4875, which adopted amendments to the biennial budget for fiscal years 2021-2022; and

WHEREAS, the City Council approved Ordinance No. 4881, which adopted amendments to the biennial budget for fiscal years 2021-2022; and

WHEREAS, Ch. 35A.34 RCW provides procedures for adopting, managing, and amending a biennial budget; and

WHEREAS, the City Manager has identified the need to make certain revisions to the 2021-2022 biennial budget; and

WHEREAS, the City Council has conducted a public hearing regarding the 2021-2021 Supplemental Budget at its May 2, 2022 regular meeting;

WHEREAS, the City Council has reviewed the proposed adjustments to the budget and has determined that they should be made;

NOW, THEREFORE THE CITY COUNCIL OF THE CITY OF ELLENSBURG, WASHINGTON, DO ORDAIN AS FOLLOWS:

Section 1. **2021-2022 Supplemental Budget.** The 2021-2022 biennial budget for the City of Ellensburg for the period January 1, 2021 through December 31, 2022, as authorized in Ordinance 4864 and previously amended in Ordinance 4875 and Ordinance 4881 is hereby amended as revised in attached Exhibits A and B, and are hereby appropriated for expenditure at the fund level during the 2021-2022 biennium.

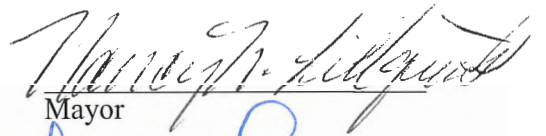
Section 2. **Severability.** If any section, sentence, clause or phrase of this ordinance should be held to be invalid or unconstitutional by any court of competent jurisdiction, such invalidity or unconstitutionality shall not affect the validity or constitutionality of any other section, sentence, clause or phrase of this ordinance.

Section 3. **Corrections.** Upon the approval of the City Attorney, the City Clerk and the codifiers of this ordinance are authorized to make necessary corrections to this ordinance


including, but not limited to, the correction of scrivener's/clerical errors, references, ordinance numbering, section/subsection numbers and any references thereto.

Section 4. Effective Date. This ordinance, being an exercise of a power specifically delegated to the City legislative body, is not subject to referendum, and shall take effect five (5) days after passage and publication of the ordinance or a summary thereof consisting of the title.

The foregoing ordinance was passed and adopted at regular meeting of the City Council on this 16th day of May, 2022.


Mayor

Attest:


City Clerk


Approved as to form:



CITY ATTORNEY

Published: 5-19-2022

I, Beth Leader, City Clerk of said City, do hereby certify that Ordinance No. 4886 is a true and correct copy of said Ordinance of like number as the same was passed by said Council, that Ordinance No. 4886 was published as required by law.


Beth Leader, City Clerk

Ordinance 4886 - Exhibit A (Supplemental Budget Ordinance)

City of Ellensburg

2021 Budget Table - All Funds as Amended

Fund/Department	Budgeted Beg Fund Balance	2021 Revenues	2021 Expenditures	Budgeted Ending Fund Balance
Total General Fund	4,178,154	15,762,197	17,090,601	2,849,750
Budgeted General Sub-Funds				
Sales Tax	2,449,720	4,855,497	4,730,073	2,575,144
Economic Development	0	706,814	4,000	702,814
CARES/ARPA Grants	296,806	2,946,546	3,243,352	0
Art Acquisitions	26,994	80,703	92,134	15,563
Total Budgeted General Sub-Funds	2,773,520	8,589,560	8,069,558	3,293,522
Special Revenue Funds:				
Street	1,894,258	2,330,028	2,985,173	1,239,113
Arterial Street	1,448,872	10,038,645	10,976,282	511,235
Traffic Impact Fee	793,183	386,618	609,376	570,426
Ellensburg Public Transit	2,392,579	2,569,855	1,933,995	3,028,438
Criminal Justice	2,241,725	1,170,118	1,392,147	2,019,696
Drug	31,899	3,100	15,000	19,999
CATV Ops. and & Maint.	115,277	80,420	104,171	91,526
Park Acquisitions	461,566	546,711	175,000	833,277
Lodging Tax	310,751	361,000	302,351	369,400
Housing & Related Services	1,571,051	568,547	1,722,500	417,098
Total Special Revenue Funds	11,261,162	18,055,041	20,215,995	9,100,208
Debt Service Funds				
Capital Imprv. Debt	362,378	203,184	203,184	362,378
2010 Maintenance Bond	39,772	1,922,064	1,901,019	60,817
Library Bond Debt	95,848	175,000	181,100	89,748
LID Guarantee Fund	138,523	0	0	138,523
Total Debt Service Funds	636,522	2,300,248	2,285,303	651,467
Capital Project Funds				
Capital Imprv. Bond Projects	536,090	0	536,090	0
Sidewalk Improvements	736,926	416,000	430,101	722,825
Total Capital Project Funds	1,273,017	416,000	966,192	722,825
Trust & Agency Funds				
Library Trust	320,865	6,900	8,800	318,965
Hal Holmes Trust	107,052	10,000	10,000	107,052
Fire Relief & Pension Trust	588,075	165,169	147,944	605,300
Total Trust & Agency Funds	1,015,992	182,069	166,744	1,031,317
Enterprise Funds				
Stormwater	1,143,393	1,701,629	2,035,265	809,757
Stormwater Bond	119,433	1,283,612	1,400,000	3,045
Telecommunications	247,248	401,083	399,397	248,934
Gas	2,536,896	10,366,317	8,935,306	3,967,908
Gas Construction	0	0	0	0
Light	10,197,773	19,395,762	21,089,317	8,504,217
Water	6,503,314	11,045,312	11,834,578	5,714,048
Water Construction	0	3,200,000	3,200,000	0
Sewer	3,598,477	8,796,404	9,920,506	2,474,375
Total Enterprise Funds	24,346,534	56,190,118	58,814,368	21,722,284
Internal Service Funds				
Shop & Equipment	8,312,481	2,378,390	3,172,638	7,518,233
Health Insurance	997,240	3,082,926	3,053,071	1,027,095
Risk Management	1,201,903	686,902	740,261	1,148,544
IT Fund	1,227,608	1,948,438	1,958,948	1,217,098
Total Internal Service Funds	11,739,232	8,096,656	8,924,918	10,910,970
Grand Total	\$57,224,132	\$109,591,890	\$116,533,679	\$50,282,343

Ordinance 4886 - Exhibit B (Supplemental Budget Ordinance)

City of Ellensburg

2022 Budget Table - All Funds as Amended

Fund/Department	Budgeted Beg Fund Balance	2022 Revenues	2022 Expenditures	Budgeted Ending Fund Balance
Total General Fund	4,599,474	15,264,392	17,582,989	2,280,877
Budgeted General Sub-Funds				
Sales Tax	3,519,653	5,787,000	5,108,871	4,197,782
Economic Development	703,662	0	75,000	628,662
CARES/ARPA Grants	2,298,554	2,946,546	5,245,100	0
Art Acquisitions	28,851	51,000	63,000	16,851
Total Budgeted General Sub-Funds	6,550,721	8,784,546	10,491,971	4,843,296
Special Revenue Funds:				
Street	2,040,667	2,642,558	2,858,585	1,824,640
Arterial Street	2,012,891	13,529,769	15,410,301	132,359
Traffic Impact Fee	789,714	386,618	909,820	266,512
Ellensburg Public Transit	2,583,130	2,356,529	2,131,771	2,807,889
Criminal Justice	2,419,459	1,439,400	1,527,765	2,331,095
Drug	31,616	3,100	22,146	12,570
CATV Ops. and & Maint.	111,769	99,283	101,340	109,712
Park Acquisitions	921,421	267,261	200,000	988,682
Lodging Tax	565,799	687,000	330,313	922,486
Housing & Related Services	2,342,278	764,000	1,432,500	1,673,778
Total Special Revenue Funds	13,818,744	22,175,518	24,924,540	11,069,723
Debt Service Funds				
Capital Imprv. Debt	362,378	562,327	562,327	362,378
2010 Maintenance Bond	60,818	212,800	212,800	60,818
Library Bond Debt	90,806	175,000	186,000	79,806
LID Guarantee Fund	138,653	0	0	138,653
Total Debt Service Funds	652,656	950,127	961,127	641,656
Capital Project Funds				
Capital Imprv. Bond Projects	521,635	0	521,635	0
Sidewalk Improvements	987,297	426,000	656,955	756,342
Total Capital Project Funds	1,508,932	426,000	1,178,590	756,342
Trust & Agency Funds				
Library Trust	322,005	7,500	8,800	320,705
Hal Holmes Trust	129,472	10,000	10,000	129,472
Fire Relief & Pension Trust	638,541	165,169	132,622	671,088
Total Trust & Agency Funds	1,090,018	182,669	151,422	1,121,265
Enterprise Funds				
Stormwater	1,185,060	1,752,473	2,536,922	400,611
Stormwater Bond	2,119,433	0	1,539,045	580,388
Telecommunications	248,934	355,901	347,962	256,874
Gas	3,810,759	7,048,904	8,565,660	2,294,003
Gas Construction	0	0	0	0
Light	11,367,894	19,368,781	24,830,598	5,906,077
Water	5,863,862	6,147,505	8,410,290	3,601,076
Water Construction	0	5,148,461	3,341,846	1,806,615
Sewer	2,248,514	11,921,743	9,790,722	4,379,534
Total Enterprise Funds	26,844,456	51,743,767	59,363,045	19,225,179
Internal Service Funds				
Shop & Equipment	9,638,388	2,423,410	3,173,617	8,888,182
Health Insurance	1,316,650	2,551,069	2,650,843	1,216,876
Risk Management	1,417,745	686,902	714,107	1,390,540
IT Fund	2,159,050	1,543,293	2,449,314	1,253,029
Total Internal Service Funds	14,531,834	7,204,674	8,987,881	12,748,627
Grand Total	\$69,596,834	\$106,731,694	\$123,641,564	\$52,686,964